

Eleccions locals, autonòmiques  
i europees

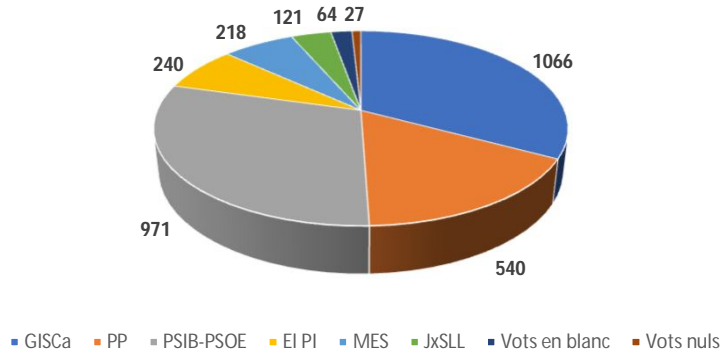
2019



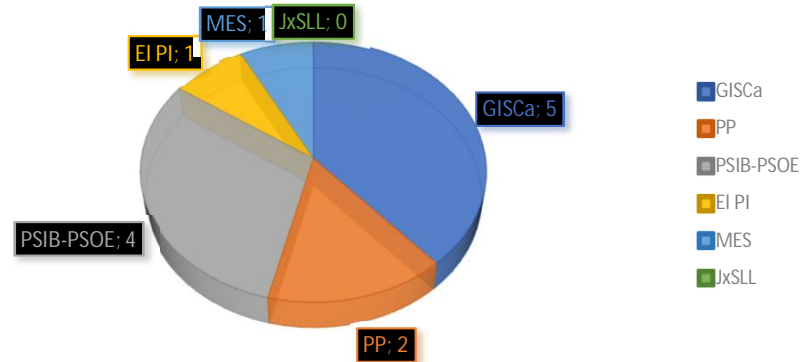
| ESCRUTINI ELECCIONS LOCALS 2019 |        |        |           |        |       |       |               |           |                |
|---------------------------------|--------|--------|-----------|--------|-------|-------|---------------|-----------|----------------|
|                                 | GISCa  | PP     | PSIB-PSOE | EI PI  | MES   | JxSLL | Vots en blanc | Vots nuls | TOTAL          |
| 01001A                          | 75     | 81     | 125       | 19     | 31    | 17    | 5             | 4         | <b>357</b>     |
|                                 | 21,01% | 22,69% | 35,01%    | 5,32%  | 8,68% | 4,76% | 1,40%         | 1,12%     | <b>100,00%</b> |
| 01001B                          | 88     | 77     | 159       | 22     | 32    | 7     | 7             | 6         | <b>398</b>     |
|                                 | 22,11% | 19,35% | 39,95%    | 5,53%  | 8,04% | 1,76% | 1,76%         | 1,51%     | <b>100,00%</b> |
| 01002A                          | 104    | 95     | 175       | 23     | 41    | 27    | 10            | 4         | <b>479</b>     |
|                                 | 21,71% | 19,83% | 36,53%    | 4,80%  | 8,56% | 5,64% | 2,09%         | 0,84%     | <b>100,00%</b> |
| 01002B                          | 122    | 123    | 224       | 21     | 38    | 43    | 14            | 6         | <b>591</b>     |
|                                 | 20,64% | 20,81% | 37,90%    | 3,55%  | 6,43% | 7,28% | 2,37%         | 1,02%     | <b>100,00%</b> |
| 02001U                          | 371    | 21     | 32        | 101    | 15    | 1     | 8             | 2         | <b>551</b>     |
|                                 | 67,33% | 3,81%  | 5,81%     | 18,33% | 2,72% | 0,18% | 1,45%         | 0,36%     | <b>100,00%</b> |
| 02002U                          | 99     | 63     | 119       | 16     | 24    | 12    | 5             | 3         | <b>341</b>     |
|                                 | 29,03% | 18,48% | 34,90%    | 4,69%  | 7,04% | 3,52% | 1,47%         | 0,88%     | <b>100,00%</b> |
| 02003A                          | 98     | 45     | 77        | 18     | 14    | 10    | 9             | 0         | <b>271</b>     |
|                                 | 36,16% | 16,61% | 28,41%    | 6,64%  | 5,17% | 3,69% | 3,32%         | 0,00%     | <b>100,00%</b> |
| 02003B                          | 109    | 35     | 60        | 20     | 23    | 4     | 6             | 2         | <b>259</b>     |
|                                 | 42,08% | 13,51% | 23,17%    | 7,72%  | 8,88% | 1,54% | 2,32%         | 0,77%     | <b>100,00%</b> |
| TOTAL                           | 1066   | 540    | 971       | 240    | 218   | 121   | 64            | 27        | <b>3247</b>    |
|                                 | 32,83% | 16,63% | 29,90%    | 7,39%  | 6,71% | 3,73% | 1,97%         | 0,83%     | <b>100,00%</b> |



### VOTS OBTINGUTS PER PARTITS

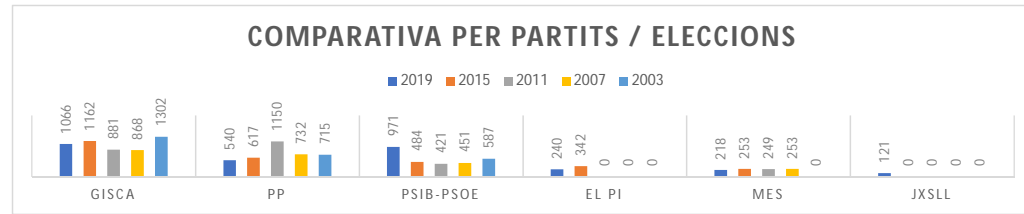


### DISTRIBUCIÓ NÚMERO DE REGIDORS

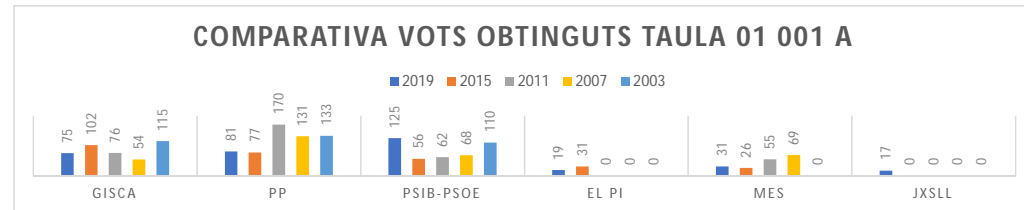




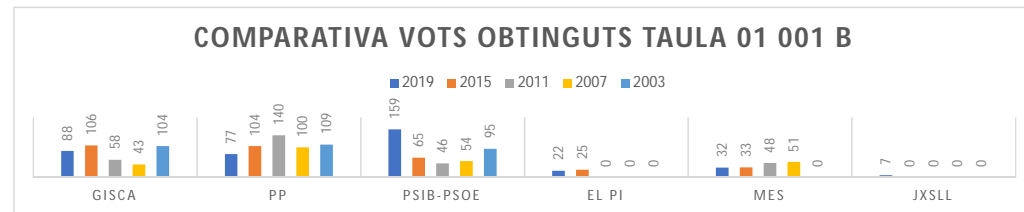
| COMPARATIVA PER PARTITS / ELECCIONS |      |      |      |      |      |
|-------------------------------------|------|------|------|------|------|
|                                     | 2019 | 2015 | 2011 | 2007 | 2003 |
| <b>GISCa</b>                        | 1066 | 1162 | 881  | 868  | 1302 |
| <b>PP</b>                           | 540  | 617  | 1150 | 732  | 715  |
| <b>PSIB-PSOE</b>                    | 971  | 484  | 421  | 451  | 587  |
| <b>EI PI</b>                        | 240  | 342  | NP   | NP   | NP   |
| <b>MES</b>                          | 218  | 253  | 249  | 253  | NP   |
| <b>JxSLL</b>                        | 121  | NP   | NP   | NP   | NP   |



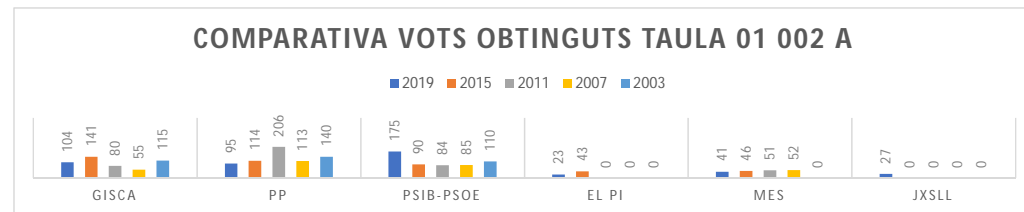
| COMPARATIVA VOTS OBTINGUTS PER TAULES ELECTORAIS |      |      |      |      |      |
|--|------|------|------|------|------|
| TAULA 01 001 A                                   |      |      |      |      |      |
|  | 2019 | 2015 | 2011 | 2007 | 2003 |
| <b>GISCa</b>                                     | 75   | 102  | 76   | 54   | 115  |
| <b>PP</b>  | 81   | 77   | 170  | 131  | 133  |
| <b>PSIB-PSOE</b>                                 | 125  | 56   | 62   | 68   | 110  |
| <b>EI PI</b>                                     | 19   | 31   | NP   | NP   | NP   |
| <b>MES</b>                                       | 31   | 26   | 55   | 69   | NP   |
| <b>JxSLL</b>                                     | 17   | NP   | NP   | NP   | NP   |



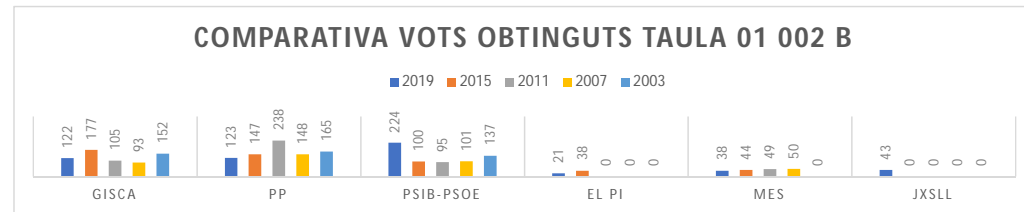
| TAULA 01 001 B   |      |      |      |      |      |
|------------------|------|------|------|------|------|
|                  | 2019 | 2015 | 2011 | 2007 | 2003 |
| <b>GISCa</b>     | 88   | 106  | 58   | 43   | 104  |
| <b>PP</b>        | 77   | 104  | 140  | 100  | 109  |
| <b>PSIB-PSOE</b> | 159  | 65   | 46   | 54   | 95   |
| <b>EI PI</b>     | 22   | 25   | NP   | NP   | NP   |
| <b>MES</b>       | 32   | 33   | 48   | 51   | NP   |
| <b>JxSLL</b>     | 7    | NP   | NP   | NP   | NP   |



| TAULA 01 002 A   |      |      |      |      |      |
|------------------|------|------|------|------|------|
|                  | 2019 | 2015 | 2011 | 2007 | 2003 |
| <b>GISCa</b>     | 104  | 141  | 80   | 55   | 115  |
| <b>PP</b>        | 95   | 114  | 206  | 113  | 140  |
| <b>PSIB-PSOE</b> | 175  | 90   | 84   | 85   | 110  |
| <b>EI PI</b>     | 23   | 43   | NP   | NP   | NP   |
| <b>MES</b>       | 41   | 46   | 51   | 52   | NP   |
| <b>JxSLL</b>     | 27   | NP   | NP   | NP   | NP   |



| TAULA 01 002 B   |      |      |      |      |      |
|------------------|------|------|------|------|------|
|                  | 2019 | 2015 | 2011 | 2007 | 2003 |
| <b>GISCa</b>     | 122  | 177  | 105  | 93   | 152  |
| <b>PP</b>        | 123  | 147  | 238  | 148  | 165  |
| <b>PSIB-PSOE</b> | 224  | 100  | 95   | 101  | 137  |
| <b>EI PI</b>     | 21   | 38   | NP   | NP   | NP   |
| <b>MES</b>       | 38   | 44   | 49   | 50   | NP   |
| <b>JxSLL</b>     | 43   | NP   | NP   | NP   | NP   |



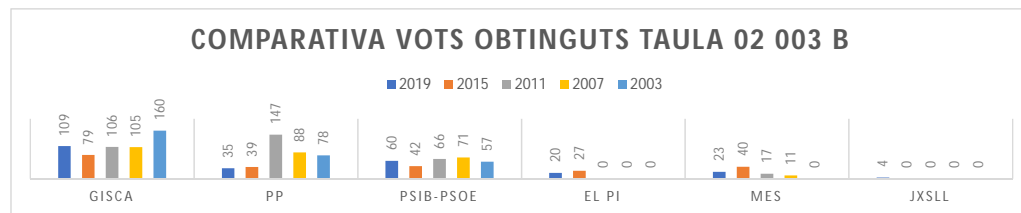
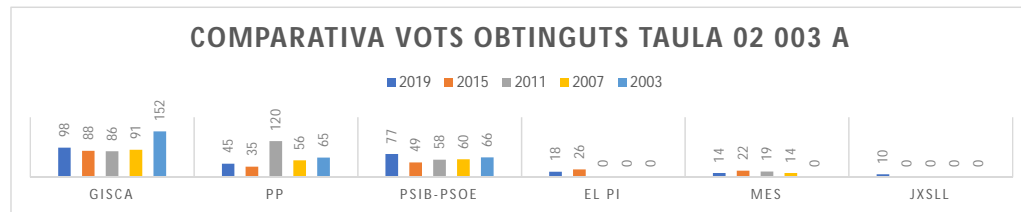
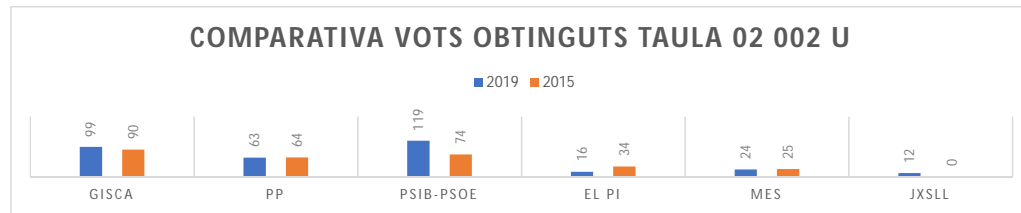
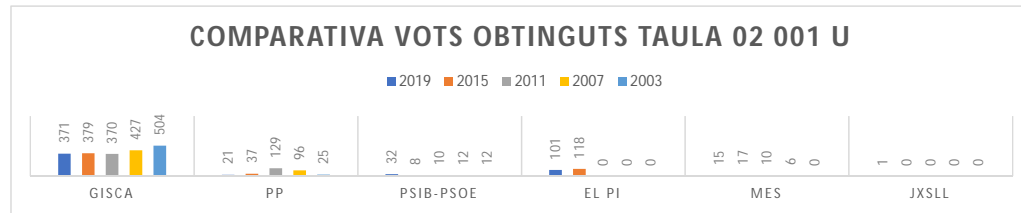


| TAULA 02 001 U |      |      |      |      |      |
|----------------|------|------|------|------|------|
|                | 2019 | 2015 | 2011 | 2007 | 2003 |
| GISCa          | 371  | 379  | 370  | 427  | 504  |
| PP             | 21   | 37   | 129  | 96   | 25   |
| PSIB-PSOE      | 32   | 8    | 10   | 12   | 12   |
| EI PI          | 101  | 118  | NP   | NP   | NP   |
| MES            | 15   | 17   | 10   | 6    | NP   |
| JxSLL          | 1    | NP   | NP   | NP   | NP   |

| TAULA 02 002 U |      |      |
|----------------|------|------|
|                | 2019 | 2015 |
| GISCa          | 99   | 90   |
| PP             | 63   | 64   |
| PSIB-PSOE      | 119  | 74   |
| EI PI          | 16   | 34   |
| MES            | 24   | 25   |
| JxSLL          | 12   | NP   |

| TAULA 02 003 A |      |      |      |      |      |
|----------------|------|------|------|------|------|
|                | 2019 | 2015 | 2011 | 2007 | 2003 |
| GISCa          | 98   | 88   | 86   | 91   | 152  |
| PP             | 45   | 35   | 120  | 56   | 65   |
| PSIB-PSOE      | 77   | 49   | 58   | 60   | 66   |
| EI PI          | 18   | 26   | NP   | NP   | NP   |
| MES            | 14   | 22   | 19   | 14   | NP   |
| JxSLL          | 10   | NP   | NP   | NP   | NP   |

| TAULA 02 003 B |      |      |      |      |      |
|----------------|------|------|------|------|------|
|                | 2019 | 2015 | 2011 | 2007 | 2003 |
| GISCa          | 109  | 79   | 106  | 105  | 160  |
| PP             | 35   | 39   | 147  | 88   | 78   |
| PSIB-PSOE      | 60   | 42   | 66   | 71   | 57   |
| EI PI          | 20   | 27   | NP   | NP   | NP   |
| MES            | 23   | 40   | 17   | 11   | NP   |
| JxSLL          | 4    | NP   | NP   | NP   | NP   |

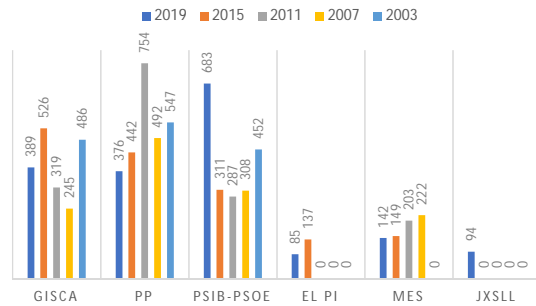




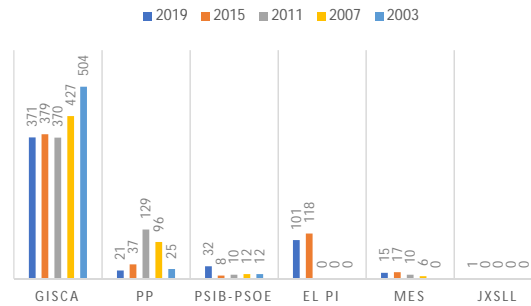
COMPARATIVA VOTS OBTINGUTS PER NUCLIS DE POBLACIÓ

|                  | SANT LLORENÇ |      |      |      |      | SON CARRIÓ |      |      |      |      | ZONA COSTANERA |      |      |      |      |
|------------------|--------------|------|------|------|------|------------|------|------|------|------|----------------|------|------|------|------|
|                  | 2019         | 2015 | 2011 | 2007 | 2003 | 2019       | 2015 | 2011 | 2007 | 2003 | 2019           | 2015 | 2011 | 2007 | 2003 |
| <b>GISCa</b>     | 389          | 526  | 319  | 245  | 486  | 371        | 379  | 370  | 427  | 504  | 306            | 257  | 192  | 196  | 312  |
| <b>PP</b>        | 376          | 442  | 754  | 492  | 547  | 21         | 37   | 129  | 96   | 25   | 143            | 138  | 267  | 144  | 143  |
| <b>PSIB-PSOE</b> | 683          | 311  | 287  | 308  | 452  | 32         | 8    | 10   | 12   | 12   | 256            | 165  | 124  | 131  | 123  |
| <b>EL PI</b>     | 85           | 137  | NP   | NP   | NP   | 101        | 118  | NP   | NP   | NP   | 54             | 87   | NP   | NP   | NP   |
| <b>MES</b>       | 142          | 149  | 203  | 222  | NP   | 15         | 17   | 10   | 6    | NP   | 61             | 87   | 36   | 25   | NP   |
| <b>JxSLL</b>     | 94           | NP   | NP   | NP   | NP   | 1          | NP   | NP   | NP   | NP   | 26             | NP   | NP   | NP   | NP   |

COMPARATIVA VOTS OBTINGUTS  
SANT LLORENÇ



COMPARATIVA VOTS OBTINGUTS  
SON CARRIÓ



COMPARATIVA VOTS OBTINGUTS  
ZONA COSTANERA

